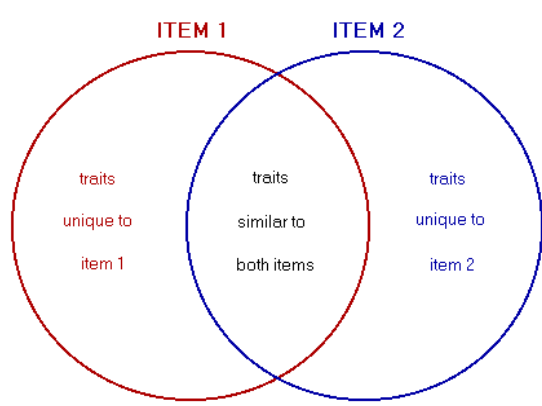
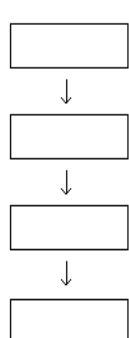



# Great Graphic Organisers!

<p style="text-align: center;"><b>Categorise/Classify</b></p> <p style="text-align: center;">Hierarchical organiser</p> <p style="text-align: center;"><b>Used to arrange information and help student to understand the relationship among related terms or ideas.</b></p> <div style="text-align: center; margin-top: 20px;"> <p>TOPIC</p> <table style="margin: auto; border-collapse: collapse;"> <tr> <td style="border: 1px solid black; border-radius: 15px; padding: 5px; margin: 5px;">MAIN IDEA</td> <td style="border: 1px solid black; border-radius: 15px; padding: 5px; margin: 5px;">MAIN IDEA</td> <td style="border: 1px solid black; border-radius: 15px; padding: 5px; margin: 5px;">MAIN IDEA</td> </tr> <tr> <td style="border: 1px solid black; border-radius: 15px; padding: 5px; margin: 5px;">supporting detail</td> <td style="border: 1px solid black; border-radius: 15px; padding: 5px; margin: 5px;">supporting detail</td> <td style="border: 1px solid black; border-radius: 15px; padding: 5px; margin: 5px;">supporting detail</td> </tr> <tr> <td style="border: 1px solid black; border-radius: 15px; padding: 5px; margin: 5px;">supporting detail</td> <td style="border: 1px solid black; border-radius: 15px; padding: 5px; margin: 5px;">supporting detail</td> <td style="border: 1px solid black; border-radius: 15px; padding: 5px; margin: 5px;">supporting detail</td> </tr> <tr> <td style="border: 1px solid black; border-radius: 15px; padding: 5px; margin: 5px;">supporting detail</td> <td style="border: 1px solid black; border-radius: 15px; padding: 5px; margin: 5px;">supporting detail</td> <td style="border: 1px solid black; border-radius: 15px; padding: 5px; margin: 5px;">supporting detail</td> </tr> <tr> <td colspan="3" style="border: 1px solid black; border-radius: 15px; padding: 5px; margin: 10px 0 10px 0; text-align: center;">summary statement</td> </tr> </table> </div>	MAIN IDEA	MAIN IDEA	MAIN IDEA	supporting detail	supporting detail	supporting detail	supporting detail	supporting detail	supporting detail	supporting detail	supporting detail	supporting detail	summary statement			<p style="text-align: center;">Venn Compare – Contrast organiser</p> <p style="text-align: center;"><b>Compare and contrast aspects of a topic.</b></p> <div style="text-align: center; margin-top: 20px;">  </div>
MAIN IDEA	MAIN IDEA	MAIN IDEA														
supporting detail	supporting detail	supporting detail														
supporting detail	supporting detail	supporting detail														
supporting detail	supporting detail	supporting detail														
summary statement																

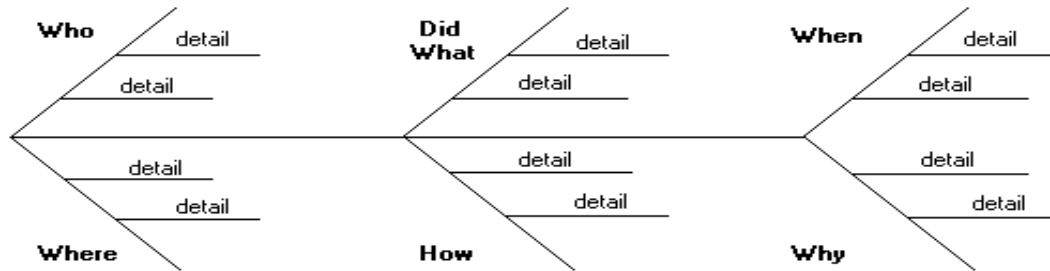
**Relational Organiser - Flow Charts**

<p style="text-align: center;"><b>To distinguish relationships among different types of information.</b></p> <div style="text-align: center; margin-top: 20px;">  </div>	<p style="text-align: center;"><b>Problem-Solution Outline</b></p> <div style="margin-top: 20px;"> <p><b>PROBLEM</b> <span style="float: right;">What Who Why</span></p> <div style="border: 1px solid black; width: 100%; height: 40px; margin: 5px 0;"></div> <p style="text-align: center;">↓</p> <p><b>SOLUTION</b></p> <table style="margin: auto; border-collapse: collapse;"> <thead> <tr> <th style="border: 1px solid black; padding: 5px;">Attempted Solutions</th> <th style="border: 1px solid black; padding: 5px;">Results</th> </tr> </thead> <tbody> <tr> <td style="border: 1px solid black; padding: 5px;">1</td> <td style="border: 1px solid black; padding: 5px;">1</td> </tr> <tr> <td style="border: 1px solid black; padding: 5px;">2</td> <td style="border: 1px solid black; padding: 5px;">2</td> </tr> <tr> <td style="border: 1px solid black; padding: 5px;">3</td> <td style="border: 1px solid black; padding: 5px;">3</td> </tr> </tbody> </table> <p style="text-align: center;">↓</p> <p><b>END RESULT</b> <span style="float: right;">[Empty box]</span></p> </div>	Attempted Solutions	Results	1	1	2	2	3	3
Attempted Solutions	Results								
1	1								
2	2								
3	3								



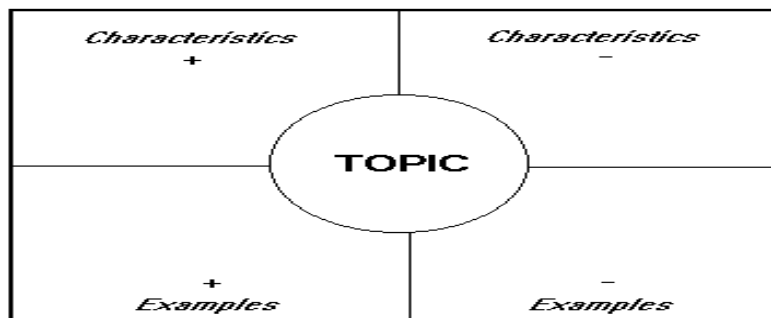
**Relational Organiser - Herringbone Map**

As illustrated below, a herringbone map is set up like a fish skeleton. The "backbone" of the map represents the main idea or concept. The "spines" of the map represent the six questions about the main idea. Supporting information for each of the six questions is written next to each "spine."



Evaluation – Summariser

A four-cell box arrangement that summarizes the essential characteristics of and provides examples of a central idea, usually a thing or process.



Evaluation - Opinion Matrix

AREAS OF EVALUATION	OPINION	SUPPORT

<http://www.muskingum.edu/~cal/database/general/organization.html#Comparison>

[www.sess.ie](http://www.sess.ie)

[info@sess.ie](mailto:info@sess.ie)